























| Data: FAOSTAT | | 2011 | | 2012 | | 2013 | |
|-------------------------------------------------------------------------------------|---------------------|---------------|-------------------|---------------|-------------------|---------------|-------------------|
| | | Area (ha) | Production (tons) | Area (ha) | Production (tons) | Area (ha) | Production (tons) |
|  | Albania | 1180 | 1900 | 1300 | 2000 | 1800 | 2400 |
|  | Belgium | 61 | 186 | 47 | 150 | 63 | 190 |
|  | Bosnia Herzegovina | 1456 | 1835 | 1545 | 1494 | 1507 | 1812 |
|  | Bulgaria | 21702 | 40607 | 18151 | 28060 | 19395 | 34000 |
|  | Croatia | 5905 | 10643 | 6000 | 11800 | 5173 | 9834 |
|  | France | 5990 | 13999 | 5011 | 12584 | 4419 | 9670 |
|  | FYROM | 19679 | 26537 | 19639 | 27333 | 19177 | 27859 |
|  | Germany | 2014 | 4829 | 2000 | 5000 | 2000 | 5000 |
|  | Greece | 14900 | 23900 | 15700 | 24000 | 15700 | 24000 |
|  | Hungary | 6366 | 10923 | 5630 | 9297 | 4800 | 8400 |
|  | Italy | 22434 | 70130 | 14738 | 50620 | 16044 | 49770 |
|  | Montenegro | 125 | 258 | 112 | 226 | 110 | 230 |
|  | Poland | 15895 | 34428 | 15000 | 35338 | 14691 | 31937 |
|  | Portugal | 28 | 65 | 42 | 42 | 42 | 42 |
|  | Republic of Moldova | 3825 | 5415 | 2336 | 2854 | 1486 | 2201 |
|  | Romania | 1681 | 2562 | 1258 | 1341 | 916 | 1357 |
|  | Russian Federation | 3 | 4 | 1 | 5 | 2 | 2 |
|  | Serbia | 6549 | 10437 | 6287 | 8521 | 6201 | 10016 |
|  | Slovakia | 16 | 14 | 17 | 15 | 1 | 4 |
|  | Spain | 10175 | 33692 | 10100 | 33200 | 10000 | 33000 |
|  | Switzerland | 548 | 1238 | 498 | 1071 | 494 | 920 |
|  | Ukraine | 230 | 320 | 100 | 100 | 100 | 100 |
| Total "Europe" | | 140762 | 293922 | 125512 | 255051 | 124121 | 252744 |
| Total AERET countries | | 60206 | 125366 | 58248 | 126326 | 55954 | 118220 |
| Percentage AERET countries | | 43% | 43% | 46% | 50% | 45% | 47% |